



U.S. Auto Inspection

Inspect Before You Invest!

Multi-Point Inspection Sample Report

This PDF shows the professional format a client can expect to receive after a U.S. Auto Inspection pre-purchase vehicle inspection. The vehicle details and findings shown here are sample content for demonstration only.

SAMPLE VEHICLE

2020 Jeep Grand Cherokee Summit Fort Myers, Florida

VIN: 1C4RJXXXXLC000000

INSPECTION LOCATION

Dealer / private seller location

REPORT TYPE

Multi-Point

Sample PDF

What this sample report includes

Multi-Point Findings

Exterior, interior, engine bay, tires, brakes, suspension, undercarriage access, and road test notes.

50+ HD Photos

Real reports include photo documentation. This sample uses photo placeholders.

Buyer Summary

Clear explanation of positives, concerns, limitations, and negotiation points.

Separate Diagnostic Report

When included, the scanner report may be delivered separately as a diagnostic PDF.



VEHICLE OVERVIEW

Inspection Snapshot

A quick summary of the vehicle information, overall condition, and the most important buyer considerations.

Vehicle / Client Information

CLIENT NAME Sample Client	VEHICLE 2020 Jeep Grand Cherokee Summit	VIN 1C4RJXXXLC000000	MILEAGE 52,410 miles
LOCATION Fort Myers, FL	INSPECTION DATE Sample Date	INSPECTOR U.S. Auto Inspection	REPORT TYPE Pre-Purchase Multi-Point

SAMPLE CONDITION SNAPSHOT

Good

Overall the sample vehicle presents well, with normal used-vehicle wear and several items recommended for buyer review before purchase.

Main Buyer Considerations

- Confirm maintenance history and recent service records.
- Use visible wear items as negotiation points when appropriate.
- Review diagnostic report separately if codes are present.
- Consider a repair estimate for any attention items before purchase.

High-Level Findings



Strong Points

Clean interior presentation, good road test behavior, and no major body damage observed in this sample.



Attention Items

Minor seepage, maintenance wear, and undercarriage visibility limitations documented for buyer review.



Negotiation Points

Normal wear items such as tires, brakes, fluids, and visible leaks can support a fair purchase discussion.



Limitations

Findings are based on visible access only. No disassembly or warranty is provided.



SCOPE OF INSPECTION

What Was Inspected

This sample shows how the report organizes the main inspection categories so the buyer can quickly understand what was reviewed.



Exterior & Body

Paint condition, panels, glass, lights, trim, body alignment, signs of repair, and visible damage.



Interior & Cabin

Seats, trim, infotainment, switches, windows, locks, instrument cluster, and comfort features.



Engine Bay & Fluids

Visible leaks, hoses, belts, battery, fluid levels/condition when accessible, and general engine bay condition.



Tires & Brakes

Tire tread, tire age/condition, wheel condition, brake pad/rotor visual observations when visible.



Suspension & Steering

Visible bushings, ball joints, tie rods, shocks/struts, steering play, and road test observations.



Undercarriage Access

Frame, exhaust, drivetrain, leaks, rust, splash shields, and visible components when access allows.



Road Test

Steering, braking, acceleration, transmission shifting, noises, vibrations, and drivability when permitted.



Buyer Summary

Positive findings, items requiring attention, limitation notes, and practical buyer considerations.

Report Delivery

The final report is typically delivered digitally after the on-site inspection is complete. If a diagnostic scan report is generated separately, the client may receive a second PDF along with the photo album link.



EXTERIOR & BODY

Exterior Condition Review

Sample exterior notes show how visible cosmetic, body, glass, lighting, and panel observations are documented.



Overall Exterior

Paint and body panels present well with normal wear for age and mileage.



Attention

Minor scratches and small chips noted in sample photos. No structural conclusion is made without...



Lights & Glass

Exterior lighting and windshield condition are documented visually and functionally when possible.



Repair Signs

Visible paint mismatch, overspray, or panel misalignment would be documented in photo findings.



Photo 01 - Front exterior view

Overall front bumper, hood, grille, and headlamp condition.



Photo 02 - Rear exterior view

Rear bumper, liftgate/trunk, tail lamps, and body panel condition.



Photo 03 - Driver side panels

Side body panels, wheels, trim, and visible scratches/dents.



Photo 04 - Passenger side panels

Passenger side body alignment, paint condition, and trim.



Photo 05 - Windshield / glass

Glass chips, cracks, wiper condition, and visibility concerns.



Photo 06 - Close-up finding

Example of how specific scratches, dents, or damage are shown.



INTERIOR & ELECTRONICS

Cabin Condition Review

Sample cabin notes show how interior wear, electronics, comfort features, and driver controls are documented.



Interior Presentation

Seats, carpets, trim, and cargo area are photographed and described for condition.



Electronics

Windows, locks, mirrors, infotainment, cameras, climate controls, and warning lights are checked whe...



Wear Items

Seat bolster wear, stains, odors, broken trim, or missing components are documented in the report.



Limitations

Advanced driver assistance features may require specific road conditions or dealer permission to test...



Photo 07 - Driver seat / dash

Driver area, dashboard, odometer, warning lights, and controls.



Photo 08 - Center console

Infotainment, climate control, shifter, storage, and trim condition.



Photo 09 - Rear seating

Rear seat condition, seatbelts, door panels, and interior trim.



Photo 10 - Cargo area

Cargo floor, spare tire area when accessible, and rear trim.



Photo 11 - Instrument cluster

Mileage, warning lights, and active messages at inspection time.



Photo 12 - Specific finding

Example of a broken switch, trim damage, or interior wear item.



ENGINE BAY & FLUIDS

Engine Bay Review

Sample engine bay notes show visible leaks, fluid condition observations, hoses, belts, battery, and general maintenance clues.



Engine Bay Access

Visible components checked without disassembly. Covers or shields may limit visibility.



Fluid Observations

Oil, coolant, brake fluid, power steering, and washer fluid are checked when accessible.



Attention Example

Minor oil seepage or residue would be documented with photos and buyer-friendly explanation.



Battery / Charging

Battery age, terminals, corrosion, and related symptoms are documented visually when possible.



Photo 13 - Full engine bay

Overall engine compartment condition and visible components.



Photo 14 - Fluid reservoirs

Coolant, brake fluid, washer fluid, and visible reservoir condition.



Photo 15 - Oil / leak area

Close-up example of seepage, residue, or visible leak source.



Photo 16 - Battery / terminals

Battery date, corrosion, cable condition, and mounting.



Photo 17 - Belts / hoses

Accessible hose and belt condition where visible.



Photo 18 - Under hood labels

VIN labels, emissions labels, or other identifying labels when relevant.



TIRES, BRAKES & UNDERCARRIAGE

Chassis and Wear Items

Sample tire, brake, suspension, steering, and undercarriage observations show how common negotiation items are documented.

Position	Tread Depth	Date/Condition	Notes
LF	7/32 in	2022 / Good	Even wear observed in sample
RF	7/32 in	2022 / Good	Even wear observed in sample
LR	5/32 in	2021 / Fair	Monitor tread depth
RR	5/32 in	2021 / Fair	Monitor tread depth

! **Brakes**
Pad/rotor condition is noted visually when visible through wheels or during accessible inspection.

+ **Suspension**
Visible bushings, ball joints, tie rods, shocks/struts, and steering components documented when...

! **Undercarriage**
Rust, leaks, exhaust, shields, drivetrain, and frame areas documented when safe access allows.

! **Lift Access**
Lift access is not guaranteed. Without a lift, undercarriage review is limited to visible areas.




Photo 19 - Front tire / wheel

Tire tread, wear pattern, wheel condition, and brake visibility.




Photo 20 - Rear tire / wheel

Rear tread, sidewall, wheel finish, and visible brake condition.




Photo 21 - Undercarriage view

Visible underside condition, leaks, rust, exhaust, and shields.



ROAD TEST & FINAL NOTES

Buyer-Friendly Summary

This page shows how the report closes with clear findings, negotiation points, and practical buyer guidance.

Sample Road Test Notes

Steering

No abnormal pulling observed during sample road test.

Transmission

Shifting felt smooth under light/moderate acceleration.

Braking

Brake pedal feel normal in sample. No severe vibration noted.

Noise/Vibration

No major drivetrain vibration noted at local road speeds.

Final Buyer Summary



What Looks Good

Clean overall presentation, functional basic features, and acceptable road test behavior in this sample.



What Needs Attention

Visible wear items, service history confirmation, minor seepage, and any diagnostic codes should be...



Negotiation Points

Use documented wear, photos, and maintenance concerns to support a fair purchase discussion.



Recommendation Style

Reports do not force a yes/no decision; they provide clear information so the buyer can decide confidently.

Important

This is a sample report. The actual inspection report reflects the condition of the vehicle at the time and location of inspection only. It is not a warranty, guarantee, state inspection, emissions test, or prediction of future reliability.



LIMITATIONS & DISCLAIMER

Clear Expectations

The inspection is designed to help buyers understand visible condition, but it has important limits.

● No disassembly

We do not remove parts, covers, panels, wheels, spark plugs, or trim.

● No future guarantee

Findings reflect the condition observed at the time of inspection only.

● Diagnostic communication

Scanner results depend on OBD access, battery condition, communication, and compatibility.

● No state inspection

This is not a state inspection sticker, emissions test, certification, or warranty approval.

● Road test permission

Road test is performed only when seller/dealer permission and safe/legal conditions allow.

● Undercarriage access

Lift access is not guaranteed. Undercarriage review depends on safe access and visibility.

What the Client Receives

- Multi-point inspection report PDF
- Photo album link with HD inspection photos
- Diagnostic report PDF when scanner report is generated
- Buyer-friendly summary of positive findings and attention items
- Clear notes on inspection limitations and access restrictions

U.S. Auto Inspection

Inspect Before You Invest!

Call/Text: (239) 672-5543

www.usautoinspection.com | mflautomotivegroup@gmail.com

This sample PDF can be used on the website to show clients the report style and level of detail they can expect.